



2024-2025

POWERSCHOOL MANUAL

-
- [BIO UPDATE](#)
 - [SCHOOOGY APP](#)
 - [SCHOOLOGY WEBSITE](#)



schoolology®

Schoolology is like a digital classroom.

You can see

- Lessons, assignments, and quizzes.
- Student workload and scope&sequence
- Communication with teachers (Groups and Messengers)
- Check school events (Starting in 2025)

STEPS

1. Bio Update

All parents are required to complete Bio Update that was sent out to your email address that you registered at CSIS

모든 학부모님께서서는 CSIS에 등록하신 이메일 주소로 발송된 *BIO UPDATE*를 반드시 완료해 주시기 바랍니다.

2. Complete the Form and Submit

Must update your email address with an active GOOGLE MAIL address.

활성화된 Google Mail 주소로 이메일 주소를 업데이트하셔야 합니다.

3. Verification

Once IT team approves and verifies your form, you will be granted access
IT TEAM에서 제출하신 양식을 승인 및 확인한 후, 접근 권한이 부여될 예정입니다.



**GOOGLE MAIL
ACCESS ONLY**

BIO UPDATE STEPS



Step 1: Check Email Inbox

Step 2: Follow SNAPCODE link

Step 3: Create an Account

Step 4: Type your child's birthday

Step 5: Complete the Form

- *Update your email address to a GOOGLE MAIL account.*

Step 6: Submit

Step 7: Repeat steps 4-6 if you have more than one child at CSIS.

Step 8: Verification. After IT team verifies and delivers your BIO UPDATE into the system, you will get a notification about the access granted.

Step 9: Access will be granted by the first week of 2nd Semester

1단계: 이메일 받은 편지함 확인

2단계: **SNAPCODE** 링크 클릭

3단계: 계정 생성

4단계: 자녀의 생년월일 입력

5단계: 양식 작성

이메일 주소를 **GOOGLE MAIL** 계정으로 업데이트하세요.

6단계: 제출

7단계: **CSIS**에 두 명 이상의 자녀가 있는 경우, 4-6단계를 반복하세요.

Step 8: IT 팀이 귀하의 **BIO UPGRADE** 를 시스템에 확인 및 등록한 후, 접근 권한이 부여되었다는 알림을 받게 됩니다.

Step 9: 2학기 첫째 주까지 접근 권한이 부여될 예정입니다.



SCHOOLLOGY MOBILE APP HOW TO USE

Step 1: Download the **Schoology App**

Step 2: Sign in through my School

Step 3: Click on SCHOOL field and type
Christian Sprout

Step 4: Choose from the drop down list

Step 5: Click GO TO SSO

Step 6: Log in to your **GOOGLE MAIL** that
you submitted in the Bio Update

* If your **GMAIL** was not submitted, please
fill out the request form

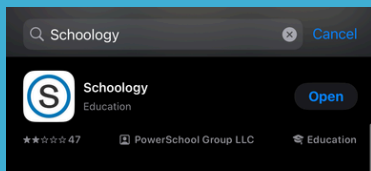
[REQUEST FORM LINK](#)



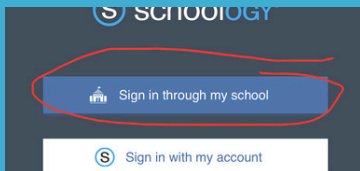
SCHOOLLOGY MOBILE APP

HOW TO USE

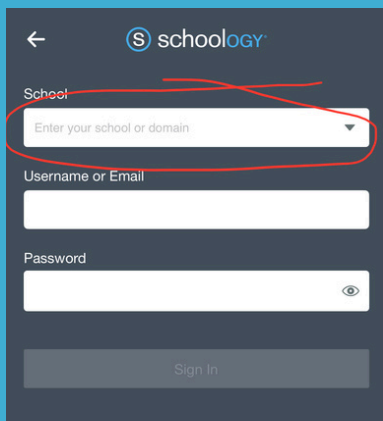
Step 1:



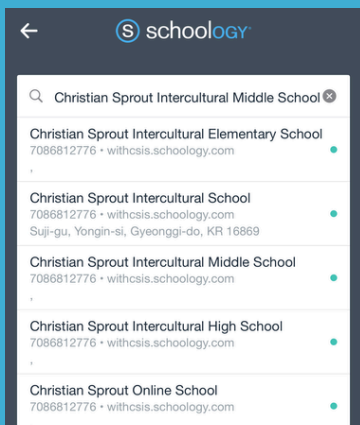
Step 2:



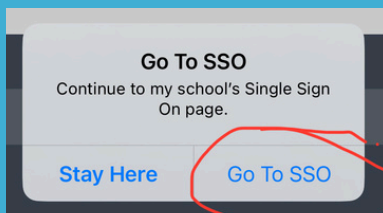
Step 3:



Step 4:



Step 5:



Step 6:

Log in to your
GOOGLE MAIL



SCHOOLLOGY WEBSITE HOW TO USE

Step 1: Go to

withcsis.schoolology.com

**Step 2: Log in to your GOOGLE MAIL that
you submitted in the Bio Update**

*** If your GMAIL was not submitted, please
fill out the request form**

[REQUEST FORM LINK](#)

